




## Q4




**Q4** H 70 - 126 mm  
**QP4** H 77 - 133 mm



HEAD  
**Q4** Ø 130 mm  
**QP4** Ø 114,5 mm



BASE  
**Q4** Ø 205 mm

QUEEN	Size (mm)	Base diameter (mm)	Head diameter (mm)	Tabs (mm)
<b>Q4</b>	H 70 - 126	Ø 205 mm	Ø 130 mm	Sp. 2 - 3 - 4 mm H 12 mm
<b>QP4</b>  QUEEN PLUS + 7 mm	H 77 - 133	-	Ø 114,5 mm	-

## Description of specifications

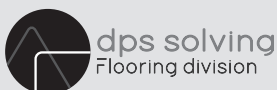
Supply of "QUEEN" polypropylene pedestal for installation of raised outdoor floors, consisting of 3 elements, a base with a diameter of 205 mm, a screw and a head on which the finishing elements are placed. The base is equipped with holes for water drainage, with a double legend indicating the different height ranges of the models, with rounded edges and large pre-cut grooves in its lower side, to avoid damages to the waterproof covering. The screw, adjustable from 70 to 126 mm, screws inside the base and it is equipped with a safety lock system which determines its maximum height; the head is released from the screw so as to allow the height adjustment of the support even on laid floor. The head of the support, having a diameter of 130 mm, is covered with black rubber, provided with a system of triple tabs of 2, 3 and 4 mm thickness, h 12 mm. The addition of the Q Plus element transforms the Queen support from fixed to self-leveling, with tilting movement of the head, able to compensate slopes of the laying surface up to 5%. The system is adjustable with the aid of a special registration key, which can also be used when the flooring is completely laid. The adjustment key in galvanized steel, protected by black paintwork and triple coating, has an L shape and is equipped with two couplings, one with cross shape and one in line shape.

QUEEN	CODE	Box weight (kg)	Box size (cm)	Max. boxes per pallet	Pallet weight (kg)	Pallet size (cm)	Pieces per box
<b>Q4</b>	<b>Q4071128</b>	11,12	39X55X37	24	274	80X120XH240	25
<b>Q PLUS</b>	<b>QP000001</b>	1,49	12X12X38	144	-	80X120XH120	50

<b>RAW MATERIALS</b>	20% Talc-filled Polypropylene and rubber in the head
<b>ENVIRONMENTAL IMPACT</b>	Reusable and recyclable - Non-hazardous waste
<b>FIELD OF APPLICATION</b>	On any waterproofing membrane On any rigid insulation panel On any solid and compact laying surface

### Recommendations for laying an elevated floor on an insulating and waterproof package

Consigliamo l'uso di pannelli in EPS o XPS o altro isolante termico, con valori di resistenza allo schiacciamento "idonei alla resistenza da compressione esercitata da pavimentazione sopraelevata su supporti in PP". La mancata verifica dell'idoneità del pannello isolante, potrebbe causare lo schiacciamento del pannello sotto il peso del sopraelevato, causa di antiestetici movimenti dell'intera pavimentazione; inoltre, l'eccessiva duttilità del pannello isolante, potrebbe compromettere le performance del manto impermeabile e/o dei supporti preposti al sopraelevamento delle pavimentazioni. In questa situazione consigliamo un confronto preliminare sia con i nostri tecnici sia con i produttori del pannello isolante; se dovessero sussistere dubbi in merito alla resistenza alla compressione del pannello, suggeriamo sempre l'utilizzo dei nostri separatori Skudo per la sola tutela dell'impermeabilizzazione.



DPS Solving s.r.l.

Commercial & Logistics Office:  
Viale Commercio, 17 37044 Colugna Veneta (VR)

@: info@dpssolving.com | Pec: dpssolving@pec.it

Production site: Via Pian di Morro II, 15 60043 Cerreto d'Esi (AN)

queen.dpssolving.com

Tel. +39 0442 41.20.42 - N. Verde 800.47.27.76

